

AEP Sustainability Plan



AEP Climate Change Committee

**NAEP 2026 Conference & Training
Symposium
May 12, 2026**

CALIFORNIA ASSOCIATION OF ENVIRONMENTAL PROFESSIONALS (AEP)

- **AEP was founded in 1974**
- **Affiliated with NAEP in 2005**
- **Currently AEP has over 2,700 members within nine chapters in California**

AEP CLIMATE CHANGE COMMITTEE

- Formed in 2006 to address emerging climate change issues.
- Climate Change Committee Highlights:
 - Published 13 White Papers providing guidance in addressing climate change in analysis in CEQA and climate action planning.
 - Provides guidance to air districts, the California Legislature, and OPR/LCI in climate related issues when asked.
 - White Papers cited by Caltrans, NY Dep of Environmental Conservation, Ontario Ministry of the Environment to name a few.

AEP SUSTAINABILITY PLANNING

Walking the
Talk

WHY?!

- To understand AEP's carbon footprint
- To understand local contribution to global emissions
- Assist members in understanding their contribution to GHG emissions
- To provide environmental stewardship and leadership on how to do what we do Sustainably

WHAT'S IN THE SUSTAINABILITY PLAN?

- **Baseline Inventory of emissions and environmental impacts.**
- **Forecast of emissions and environmental impacts.**
- **Target setting to reduce our impacts.**
- **Development of candidate strategies designed to reduce our impact and meet the targets.**
- **Membership review and comments on targets and candidate strategies.**
- **Finalizing strategies and plan.**
- **Adoption of the plan by the State Board.**
- **Monitoring progress and periodic updates.**

DEFINING THE INVENTORY

There is a
Method to this
Madness!

CONSUMPTIVE BASED INVENTORIES

Consumptive Based Inventories are based on a full life-cycle analysis of GHGs generated by:

- Production and shipping,
- Use (consumption), and
- Disposal of energy, fuel, and products consumed.

UNDERSTANDING TOTAL CARBON FOOTPRINT

CONSUMPTION-BASED CARBON EMISSIONS

GLOBAL EMISSIONS AS A RESULT OF LOCAL CONSUMER DEMAND ARE MORE THAN TWICE THE VOLUME OF EMISSIONS PRODUCED LOCALLY



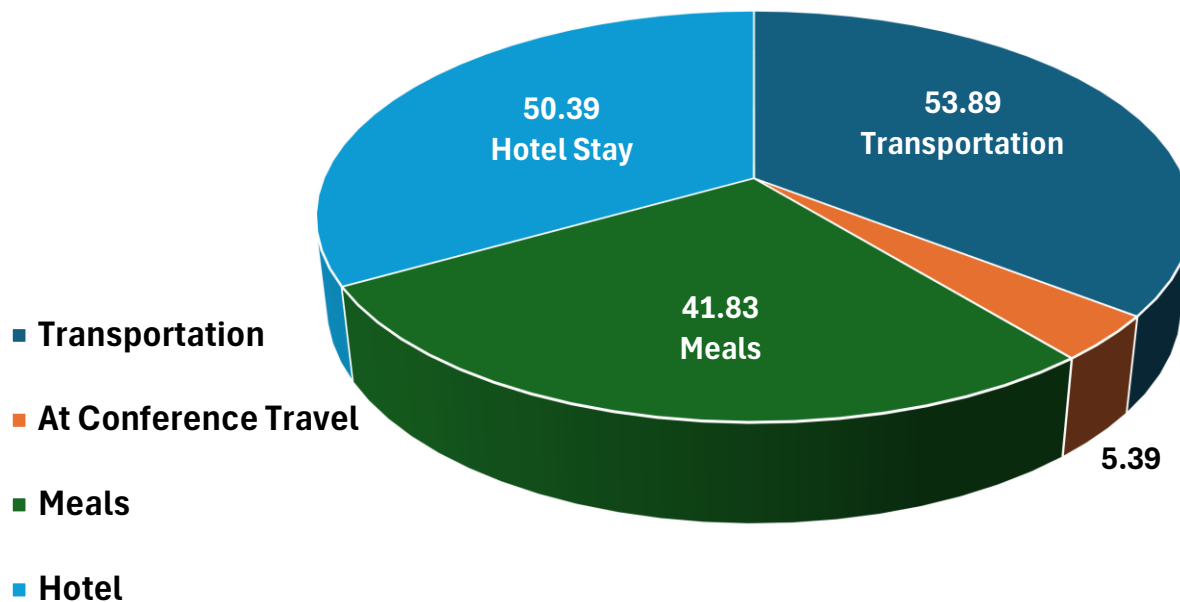
Both inventories include emissions from household and government use of energy, as well as emissions from in-county businesses serving in-county consumers. The sector-based inventory also includes emissions from the production of goods that occur within the county for sale elsewhere — the supply side of the economy — while the consumption-based inventory includes the much larger portion of emissions from the consumption of goods that are produced elsewhere, reflecting the demand side of the economy.



Relationship between Sector- and Consumption-based emission inventories (2011).

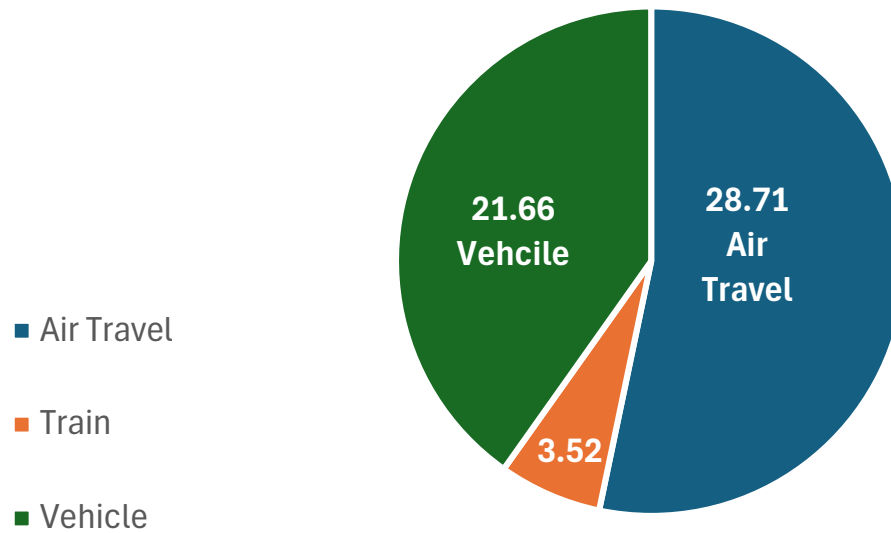
AEP CONSUMPTION-BASED INVENTORY

2025 AEP Conference GHG Emissions (MT CO₂e)



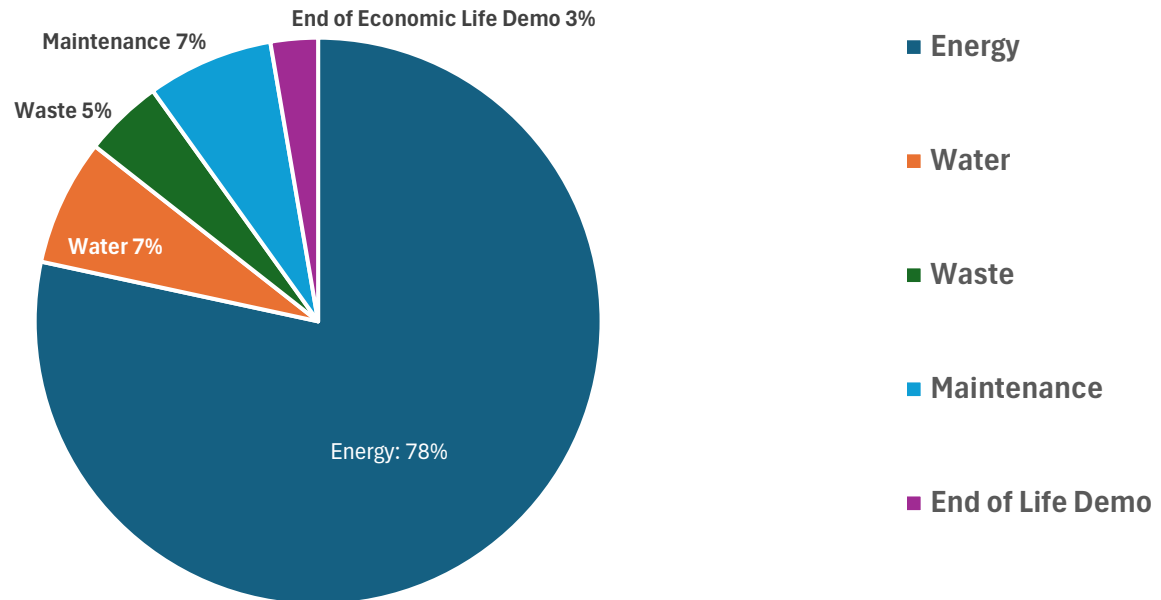
AEP CONSUMPTION-BASED INVENTORY

Breakdown of Transportation



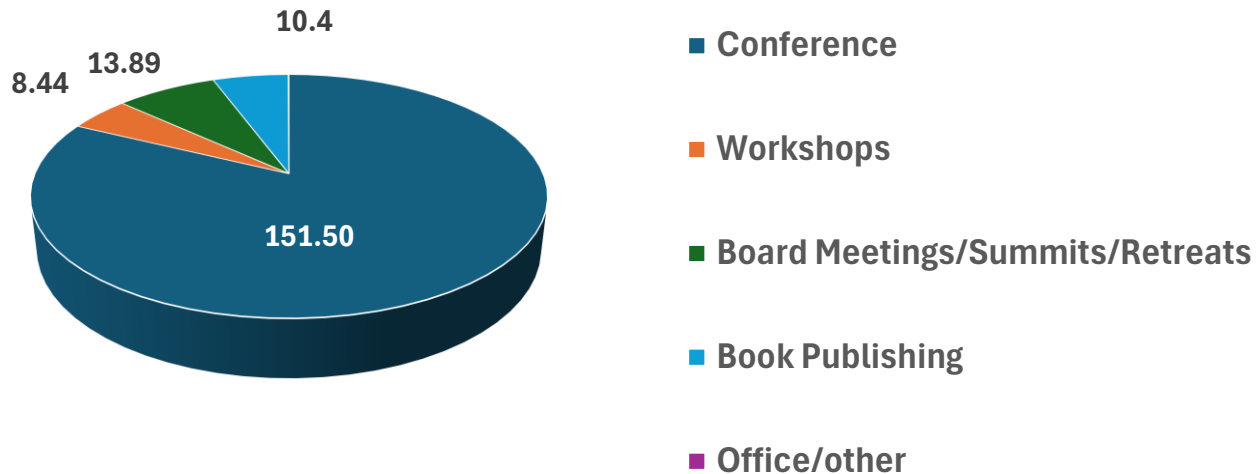
AEP CONSUMPTION-BASED INVENTORY

Hotel Stays Breakdown of Emissions



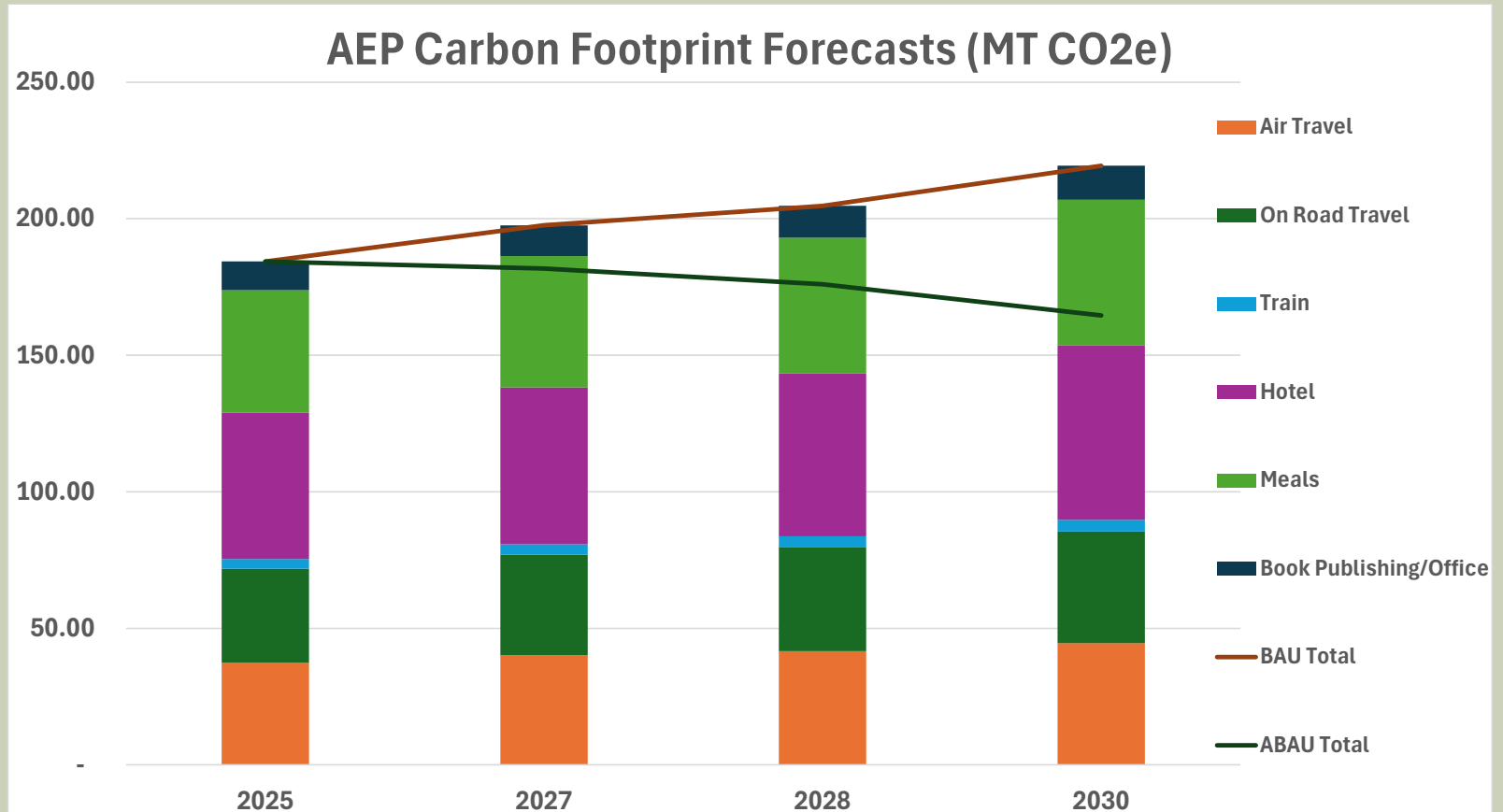
AEP CONSUMPTION-BASED INVENTORY

AEP Total Carbon Footprint: 184.33 MT CO₂e



FORECASTING EMISSIONS

EMISSION FORECASTS 2026-2030



NEXT STEPS

NEXT STEPS IN THE DEVELOPMENT OF THE AEP SUSTAINABILITY PLAN



Outreach to Members on Candidate Goals and Strategies.

Provide at the 2026 Conference to the membership



Develop Goals and Strategies:

Based on input from membership in the Summer 2026



Finalize the Plan!

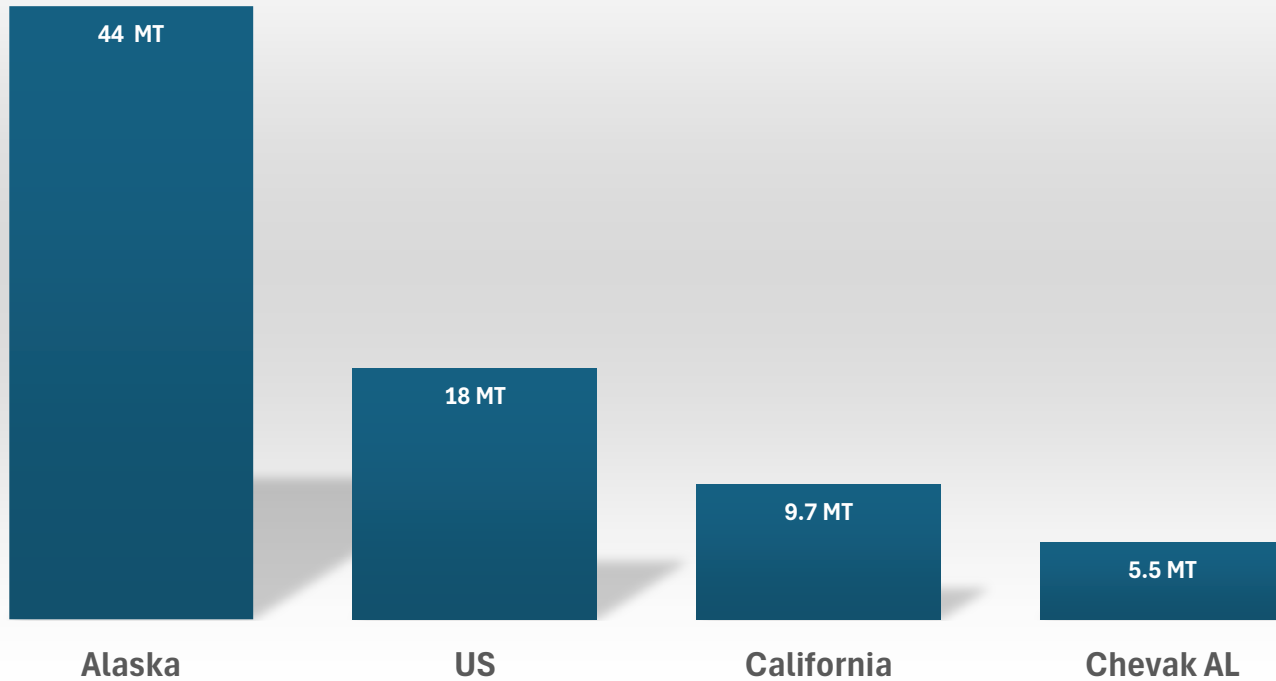
For Approval by the State Board Fall of 2026

COMPARISONS

How
sustainable
are we
currently?


PER CAPITA COMPARISON

Comparison of Per Capita Emissions (CO₂e/Person)



NEXT STEPS

- Present the AEP Sustainability Plan development at the 2026 NAEP Conference.
- Introduction to the Alaska Native Tribal Health Consortium.



**Mike Kituralia Ulroan, Operations
Manager, Climate Initiatives**